




SHRINE OF REMEMBRANCE

# EDUCATION PROGRAM

Activity & Resource Sheets

## Loyal Friends



Early years

**Prep**  
**yr2**



## **CONTENTS**

### **A. Activity Sheets**



- 1 Things We Saw at the Shrine of Remembrance
- 2 Photographs and labels
- 3 Class book




### **B. Resource Sheets**




- 1 Key term labels
- 2 Stories about animals and war
- 3 The Shrine of Remembrance: Key features
- 4 What am I? cards
- 5 Last Post and Ode
- 6 Animals at times of war: Photographs

# Activity Sheet No. 1:




## Things we saw at the Shrine

WHAT AM I?	PHOTOGRAPH	NAME
<p><i>I am a plant. My flowers are red. People wear me in remembrance of service men and women.</i></p>		<i>I am</i>
<p><i>I am made from stone. My dome is covered in copper. I am the most important place of remembrance in Victoria.</i></p>		<i>I am</i>
<p><i>You can find me in the Sanctuary. Light shines on me once a year. I speak of love and sacrifice.</i></p>		<i>I am</i>



Activity Sheet No. 1 (continued):

# Things we saw at the Shrine

WHAT AM I?	PHOTOGRAPH	NAME
<p><i>I always burn. I never go out. I help you remember the service men and women of World War II.</i></p>		<p><i>I am</i></p>
<p><i>I am found deep below the ground in the centre of a room. Flags and colours hang near me. I am made from bronze. I am two people.</i></p>		<p><i>I am</i></p>
<p><i>I am made from paper. My writing looks very old. I have many names in me.</i></p>		<p><i>I am</i></p>

## Activity Sheet No. 2:

# Photographs and Labels

Cut out the labels and match with the photographs on the following page (page 6)



***Remembrance  
Garden – Post 1945  
Memorial***

***Poppy***

***Stone of  
Remembrance***

***Eternal Flame***


***The Man and His  
Donkey***

***Father and Son  
Statue***

***Shrine of  
Remembrance***

***Book of  
Remembrance***

***Medal***



## Activity Sheet No. 2 (continued):

# Photographs

Cut out the photographs and match to words on the previous page.



## Activity Sheet No. 3:

# Class book

Use these sentence starters to think of ideas and to organise them.




***The things that I saw at the Shrine of Remembrance  
that help me to remember are***

***The things that I heard at the Shrine of Remembrance  
that help me to remember are***

***One of the feelings I had when I was at the Shrine of  
Remembrance was  
I felt this way because***

***It is important to remember the values of the Spirit of  
ANZAC because***



Resource 1:

# Key terms labels

(To use as an A3 sheet, enlarge by 131% on your photocopier)



<i><b>Air Force</b></i>	<i><b>ANZAC</b></i>
<i><b>ANZAC Day</b></i>	<i><b>Army</b></i>
<i><b>Book of Remembrance</b></i>	<i><b>Crypt</b></i>
<i><b>Eternal Flame</b></i>	<i><b>Forecourt</b></i>
<i><b>Last Post</b></i>	<i><b>Legacy</b></i>
<i><b>Legacy Garden</b></i>	<i><b>Lone Pine</b></i>
<i><b>The Man and his Donkey</b></i>	
<i><b>Medal</b></i>	<i><b>Memorial</b></i>
<i><b>Navy</b></i>	<i><b>Ode</b></i>
<i><b>Peacekeeping</b></i>	<i><b>Plaque</b></i>
<i><b>Poppy</b></i>	<i><b>Remembrance</b></i>
<i><b>Remembrance Day</b></i>	<i><b>Stone of Remembrance</b></i>
<i><b>Sacrifice</b></i>	<i><b>Sanctuary</b></i>
<i><b>Service</b></i>	<i><b>Service Men and Women</b></i>
<i><b>Shrine of Remembrance</b></i>	
<i><b>Statue</b></i>	<i><b>Uniform</b></i>
<i><b>War</b></i>	<i><b>War Memorial</b></i>
<i><b>Flag</b></i>	<i><b>Ray of Light</b></i>
<i><b>Remembrance Garden – Post 1945 Memorial</b></i>	
<i><b>Regiment</b></i>	<i><b>Walers</b></i>



## Resource 2:

# Stories about animals and war

Animals have always been very important in times of war. We must remember that the car and the plane are recent inventions. Before that people used animals for their transport and to carry goods.

In ancient times knights in their metal armour rode horses into battle. Soldiers in ancient Greece and ancient Rome also rode horses into battle thousands of years ago. And during World War I, soldiers rode horses into battle.

A very famous group of soldiers who rode horses into battle in the First World War was known as the Light Horse Regiment. These soldiers used horses known as Walers – because they were bred in New South Wales. These Walers could travel long distances in hot weather with little water, which made them very suitable for work in the deserts of the Middle East. The guards at the Shrine of Remembrance today wear the uniform of the Light Horsemen as a sign of respect for these gallant soldiers.

Near the entrance to the Visitor Centre at the Shrine of Remembrance you will see a water trough. This is a memorial to the part that horses played in Australia's battles. Nearly one million horses died during World War I. When you visit the Shrine, make sure you read what it says on this memorial.




Horses, camels and donkeys were all used to carry men into action, to carry the wounded, and to transport food and other things that were needed during the war. In the Sanctuary at the Shrine of Remembrance try and find these three animals in the sculptures on the walls.

Camels were very useful in the desert because they can go for many days without any water to drink.

Donkeys were very helpful at places like Gallipoli during World War I where the land was very hilly. Donkeys can travel across rocky, hilly and steep land, something that cars and trucks find more difficult and sometimes impossible to do. Donkeys were used to help bring back wounded soldiers. John Simpson Kirkpatrick (known to all as 'Simpson') and his donkey Duffy did this and became famous for carrying many wounded soldiers to the beach at Anzac Cove. Simpson was himself killed after three weeks of transporting wounded from the battlefields. There is a memorial

at the Shrine that commemorates Simpson and Duffy: The Man and His Donkey is near the Visitor Centre entrance to the Shrine.

Pigeons have been used to carry messages, as they can fly much faster than a person or animal could run. They can also travel over longer distances. This was very important before modern communications were invented.



## Resource 2 (continued):

# Stories about animals and war

Dogs have been very important in helping soldiers track down their enemy. Tracker dogs were used during the Vietnam War. Today dogs help police catch criminals and find drug smugglers.

Sometimes an animal became the mascot of a unit. Many sports teams also have an animal mascot. 'Horrie' was a puppy found in the Egyptian desert. He became the mascot of the 2/1st Machine Gun Battalion. He was an intelligent and easily trained dog. He acted as a guard dog and many times warned the soldiers of the approach of enemy aircraft. He survived the sinking of the ship Costa Rica on which the unit was being evacuated from Greece to Crete, and came back to Australia in 1942, where he died in 1945.

Red Lead was the name of a little black kitten that became the mascot of the ship HMAS Perth in 1942. At that time the ship was on its way to Java to help stop the Japanese as they got closer to Australia. When they stopped in Perth, Red Lead joined the ship. When he heard gunfire, he hid in the Captain's cabin. Red Lead tried to escape the ship three times, but each time the sailors brought their mascot back on board. He finally died when HMAS Perth was sunk on 1st March, 1942.

As well as the serious work that animals do, they can also be fun. There are many photographs of service men and women with pet animals: cats, dogs, snakes, roosters, monkeys. Often service men and women found these animals left behind by people who had fled when a battle started near their homes. At other times, people in areas of conflict gave the service men and women an animal to keep as a pet. It was their way of saying 'thank you'.

Do you know what the Dickin Medal is? It is given to very brave animals who serve well in the defence forces. Some people call it 'the animal's VC'.

### ***If you would like to find out about some of these animals, look online at:***

- Simpson and his donkey at [www.awm.gov.au/encyclopedia/simpson.htm](http://www.awm.gov.au/encyclopedia/simpson.htm)
- Horrie (a dog) at [www.awm.gov.au/encyclopedia/horrie/index.htm](http://www.awm.gov.au/encyclopedia/horrie/index.htm)
- The horses , Waler at [www.awm.gov.au/encyclopedia/animals/horses.htm](http://www.awm.gov.au/encyclopedia/animals/horses.htm)
- Red Lead- The cat who knew at [www.awm.gov.au/atwar/remembering1942/education/perth.htm](http://www.awm.gov.au/atwar/remembering1942/education/perth.htm)
- Dickin Medal at [www.awm.gov.au/encyclopedia/dickin/index.htm](http://www.awm.gov.au/encyclopedia/dickin/index.htm)

This site also links you to information about carrier pigeons.


Resource 3:

# The Shrine of Remembrance: Key features



## LABELS

OUTSIDE	INSIDE
<i>Shrine of Remembrance</i>	<i>Father and Son Statue</i>
<i>Flagpoles</i>	<i>Rising Sun</i>
<i>The Man and His Donkey</i>	<i>Torch</i>
<i>War Horses Memorial</i>	<i>Stepped Dome</i>
<i>Columns</i>	<i>Sanctuary</i>
<i>Forecourt</i>	<i>Plaque</i>
<i>World War II Memorial</i>	<i>Stone of Remembrance</i>
<i>Garden of Remembrance</i>	<i>Books of Remembrance</i>
<i>Lone Pine</i>	<i>Queen's Colours</i>
<i>Australian Flag</i>	<i>Crypt</i>
<i>Eternal Flame</i>	<i>Ray of Light</i>
<i>Legacy Garden</i>	<i>Medals</i>
<i>Olive Tree</i>	<i>Light Horse Uniform</i>
<i>Red Poppies</i>	<i>New Zealand Flag</i>
<i>Driver and Wipers</i>	<i>Columns</i>



Resource 3 (continued):

# The Shrine of Remembrance: Key features



## PHOTOGRAPHS




Resource 3 (continued):

# The Shrine of Remembrance: Key features



## PHOTOGRAPHS





Resource 3 (continued):

# The Shrine of Remembrance: Key features



## PHOTOGRAPHS



Resource 3 (continued):


# The Shrine of Remembrance: Key features



## PHOTOGRAPHS







Resource 3 (continued):

# The Shrine of Remembrance: Key features



## PHOTOGRAPHS






Resource 3 (continued):

# The Shrine of Remembrance: Key features



## PHOTOGRAPHS





Resource 3 (continued):

# The Shrine of Remembrance: Key features



## PHOTOGRAPHS





Resource 3 (continued):

# The Shrine of Remembrance: Key features



## PHOTOGRAPHS





Resource 3 (continued):

# The Shrine of Remembrance: Key features



## PHOTOGRAPHS



Resource 3 (continued):


# The Shrine of Remembrance: Key features



## PHOTOGRAPHS







Resource 3 (continued):

# The Shrine of Remembrance: Key features



## PHOTOGRAPHS






Resource 3 (continued):

# The Shrine of Remembrance: Key features



## PHOTOGRAPHS





Resource 3 (continued):

# The Shrine of Remembrance: Key features



## PHOTOGRAPHS






Resource 3 (continued):

# The Shrine of Remembrance: Key features



## PHOTOGRAPHS





Resource 3 (continued):

# The Shrine of Remembrance: Key features



## PHOTOGRAPHS



## Resource 4:


# What am I?

Cut up the cards and place them face down in the middle of a circle.

Students take turns to select a card. Give them time to read their card before reading it to the class. They ask a student to identify the item. Allow no more than three predictions by the class. Return unidentified items to the centre of the circle. Continue until all items have been identified.



<p><b>1</b></p> <ul style="list-style-type: none"> <li>• <i>I am made from paper.</i></li> <li>• <i>My writing looks very old.</i></li> <li>• <i>I have many names in me.</i></li> <li>• <i>I am...</i></li> </ul>	<p><b>2</b></p> <ul style="list-style-type: none"> <li>• <i>People wear me.</i></li> <li>• <i>Sometimes I was given to a brave person.</i></li> <li>• <i>I am made from metal.</i></li> <li>• <i>I hang from a coloured ribbon</i></li> <li>• <i>I am...</i></li> </ul>
<p><b>3</b></p> <ul style="list-style-type: none"> <li>• <i>You can find me in the Sanctuary.</i></li> <li>• <i>Light shines on me once a year.</i></li> <li>• <i>I speak of love and sacrifice.</i></li> <li>• <i>I am...</i></li> </ul>	<p><b>4</b></p> <ul style="list-style-type: none"> <li>• <i>I am a large area.</i></li> <li>• <i>I am made from concrete.</i></li> <li>• <i>I am in front of the Shrine.</i></li> <li>• <i>I am used for important ceremonies.</i></li> <li>• <i>I am...</i></li> </ul>
<p><b>5</b></p> <ul style="list-style-type: none"> <li>• <i>An animal drinks from me.</i></li> <li>• <i>This animal worked hard in the war.</i></li> <li>• <i>I am made from stone.</i></li> <li>• <i>I am...</i></li> </ul>	<p><b>6</b></p> <ul style="list-style-type: none"> <li>• <i>I am a plant.</i></li> <li>• <i>My flowers are red.</i></li> <li>• <i>People wear me in remembrance of service men and women.</i></li> <li>• <i>I am...</i></li> </ul>



Resource 4 (continued):

## What am I?



**7**

- *I am made from stone.*
- *My dome is covered in copper.*
- *I am the most important place of remembrance in Victoria*
- *I am...*

**8**

- *I come through a hole in the ceiling.*
- *Once a year you can see me on a stone.*
- *I am like a beam.*
- *I am...*

**9**

- *I am made from material.*
- *The Union Jack is in one corner.*
- *The Southern Cross shines on the blue.*
- *I am the main flag on the Forecourt.*
- *I am...*

**10**

- *I always burn.*
- *I never go out.*
- *I help you remember the service men and women of World War II*
- *I am...*

**11**

- *I am found deep below the ground in the centre of a room.*
- *Flags and colours hang near me.*
- *I am made from bronze.*
- *I am two people.*
- *I am...*

**12**

- *I am a person and an animal.*
- *My statue is not very big.*
- *In war we carried wounded soldiers.*
- *I am...*

**13**

- *I was once a tree at Gallipoli.*
- *A soldier brought my seed home.*
- *His aunt gave the seed to the Shrine of Remembrance where I now grow.*
- *I am...*


**14**

- *I have a pool.*
- *Water runs over my wall.*
- *You can see the names of countries on my wall.*
- *I am...*

Resource 4 (continued):

# What am I?

<b>ANSWERS</b>	
<b>1</b>	<b><i>Book of Remembrance</i></b>
<b>2</b>	<b><i>(Bravery) medal</i></b>
<b>3</b>	<b><i>Stone of Remembrance</i></b>
<b>4</b>	<b><i>Forecourt</i></b>
<b>5</b>	<b><i>War Horses Memorial</i></b>
<b>6</b>	<b><i>Red Poppy</i></b>
<b>7</b>	<b><i>Shrine of Remembrance</i></b>
<b>8</b>	<b><i>Ray of Light</i></b>
<b>9</b>	<b><i>Australian Flag</i></b>
<b>10</b>	<b><i>Eternal Flame</i></b>
<b>11</b>	<b><i>Father and Son Statue</i></b>
<b>12</b>	<b><i>The Man and his Donkey</i></b>
<b>13</b>	<b><i>Lone Pine</i></b>
<b>14</b>	<b><i>Garden of Remembrance</i></b>



## Resource 5:

# Last Post and Ode

RESOURCE	HISTORICAL BACKGROUND AND FURTHER INFORMATION
<p><b><i>The Last Post</i></b></p> <p>Go to <a href="http://www.awm.gov.au/commemoration/customs/last_post.htm">www.awm.gov.au/commemoration/customs/last_post.htm</a> and read more about the <i>Last Post</i>. Listen to it being played on a bugle.</p>	<p>The <i>Last Post</i> is played by a bugle at ceremonies at the Shrine and at other war memorials. You can hear it played on ANZAC Day (25 April), Remembrance Day (11 November) and every day at 5 o'clock in the afternoon at the Shrine of Remembrance.</p> <p>People believe the <i>Last Post</i> was first played nearly 400 years ago, in the seventeenth century. It was played by the British Army as a way of saying the soldier's day had come to an end.</p>
<p><b><i>The Ode</i></b></p> <p><b><i>They shall grow not old, as we that are left grow old; Age shall not weary them, nor the years condemn. At the going down of the sun and in the morning We will remember them.</i></b></p>	<p><i>The Ode</i> is taken from a longer poem called <i>For the fallen</i> which was written in Britain in 1914. It was first used in Australia in Queensland in 1921 when it was published by their ANZAC Day Committee.</p> <p><i>The Ode</i> is spoken at all important ceremonies at the Shrine and at Australian war memorials all over Australia, at Gallipoli, in France, Britain and many other countries.</p> <p>When you visit the Shrine of Remembrance, you will hear <i>The Ode</i> during the special ceremony held in the Sanctuary every half hour. After you hear <i>The Ode</i> spoken, you should say the words, 'Lest we forget'.</p>

## Resource 6: Animals at times of war: Photographs

### WORLD WAR I P01835.014



Northern France, 1917. The rooster, Jack was the mascot of the 2nd Divisional Signals Company

### WORLD WAR I ART03334



Bringing up the guns, Ypres

### WORLD WAR I E00952



Mules Transport, Ypres section

### WORLD WAR I ART03334



Snow scene near Mametz, France

### WORLD WAR II 050776




Carrier pigeons

### WORLD WAR II 015493



Darwin. Goats at military celebration



Resource 6 (continued):

# Animals at times of war: Photographs

**WORLD WAR II** 020439



Mules, Tripoli, Syria, 1941

**WORLD WAR II** 013024



Camels, Darwin, 1942

**VIETNAM** COM/68/1046/VN



Tracker dog, Milo searching for Viet Cong

**VIETNAM** COL/67/03216/VN



Tiger pig as mascot, Nui Dat, Vietnam, 1967

**VIETNAM** COL/67/0815/VN



Stray pony, Phouc Tuy Province, Vietnam, 1967



Resource 6 (continued):

# Animals at times of war: Photographs

## FURTHER INFORMATION

If you want more photographs, visit [www.awm.gov.au](http://www.awm.gov.au). Use the 'Collections database' and undertake a simple search. Type in the following codes:

### World War I


- |                   |  |
|-------------------|--|
| <b>P00182.016</b> | Horse and Army farrier at work                       |
| <b>P01550.001</b> | Donkey and hospital stretcher cart, Gallipoli?, 1915 |

### World War II

- |                    |   |
|--------------------|---|
| <b>011801</b>      | Nurse on a camel, Cairo, 1942                 |
| <b>010317</b>      | Women's Auxiliary Air Force members on camels |
| <b>OG2870</b>      | Monkey as mascot, Tarakan, Borneo, 1945       |
| <b>RELAWM30784</b> | Australian carrier pigeon                     |
| <b>007632</b>      | Mule, Greece, 1941                            |
| <b>024165</b>      | Mule train, Syria, 1942                       |
| <b>024164</b>      | Mules, Syria, 1942                            |
| <b>020773</b>      | Monkey mascot, Tobruk, 1941                   |
| <b>040631</b>      | Dog mascot, Tobruk, 1941                      |

### Vietnam

- |                       |                          |
|-----------------------|--------------------------|
| <b>CAM/67/0616/VN</b> | Tracker dog, Tiber, 1967 |
|-----------------------|--------------------------|



# MY EXCURSION REPORT

NAME : ..... GRADE: .....

On the ..... I went to the Shrine of Remembrance.

Here is a picture of  
something I saw there.

It is a picture of .....

.....

I chose to draw this because

.....

.....

Something new I have learnt is

.....

This tells how much I liked the excursion



not much



O.K.



great

This tells how much I learnt on the excursion



nothing



a little



a lot



SHRINE OF REMEMBRANCE  
MELBOURNE

GPO Box 1603 Melbourne 3001

Tel: (03) 9654 8415

Fax: (03) 9662 9411

[www.shrine.org.au](http://www.shrine.org.au)



***trust***

supporting education at the Shrine of Remembrance.

